




# DIGITAL SIGN




You want to be left alone and undisturbed in your room?  
Build your own "Do not disturb" sign and have your message  
displayed on the Calliope mini!



CALLIOPE.CC



# DIGITAL SIGN



You need the following blocks and categories for this program:

Control

+ start

## Start

Start block for the main program.

Action

repeat indefinitely  
do

## Infinite Loop

Repeats the action indefinitely.


⌚ show text ▾ “ Hallo ”

## Show text

Displays a text on the screen.



# DIGITAL SIGN




1

Add the block **repeat indefinitely** to the start block.

Control



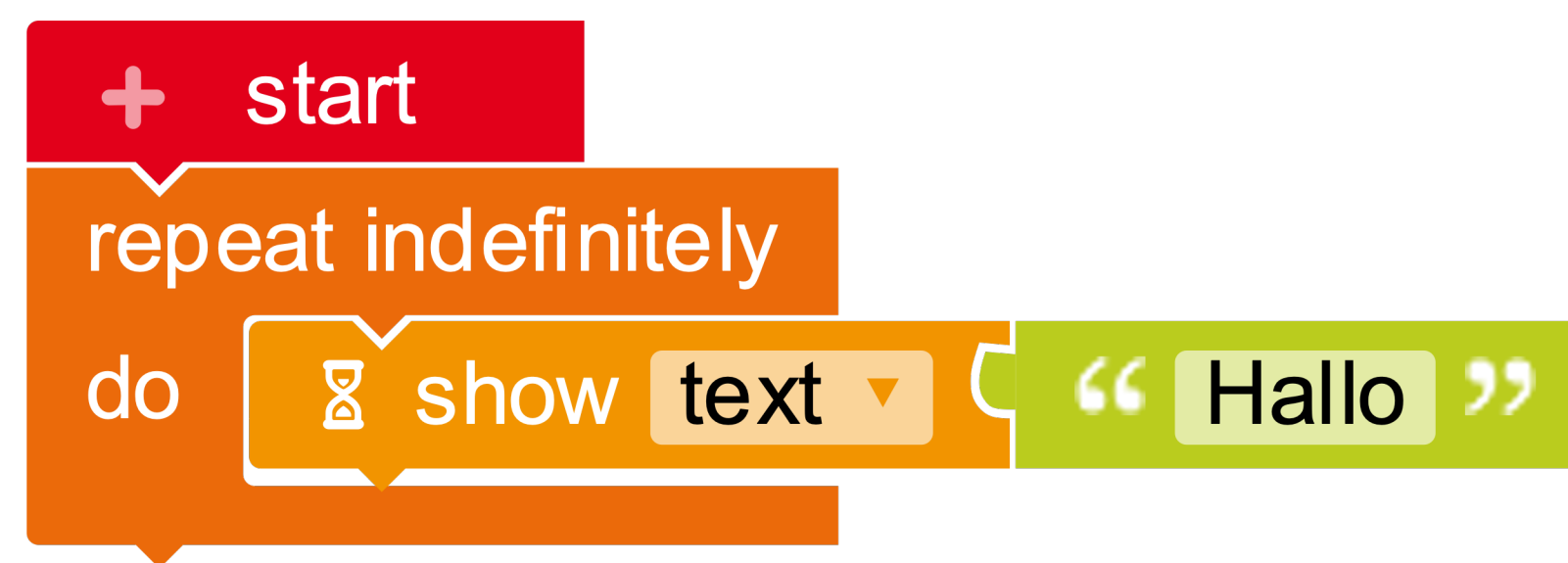
# DIGITAL SIGN




2

Insert the block **show text** into the infinite loop.

Action



# DIGITAL SIGN



3

Click in the text field and write down the message you want the Calliope mini to show on the display.

Action



**Tip** - Alternatively, you can display a different message.  
"Please knock!", "Please come in one at a time!" or "I'm not home"...  
What else can you think of?

