




DIGITAL SIGN




You want to be left alone and undisturbed in your room?
Build your own "Do not disturb" sign and have your message
displayed on the Calliope mini!



CALLIOPE.CC



DIGITAL SIGN



You need the following blocks and categories for this program:

Basic



Forever


Repeats the code permanently in the background.

Show string

Displays text on the screen, letter by letter.



DIGITAL SIGN




1

Paste the block `show string` into the “forever” loop.

Basic



DIGITAL SIGN



2

Click in the text field and write down the message you want the Calliope mini to show on the display.

Basic



Tip - Alternatively, you can display a different message.
"Please knock!", "Please come in one at a time!" or "I'm not home"...
What else can you think of?

