

Hi!

A STARTER GUIDE

Characters

The mind+ basis is the programming of individual characters on stage. Each program can consist of many different characters.

The program code contains the commands that the characters should execute.

To assign a program to a character, you must select the character in the library.

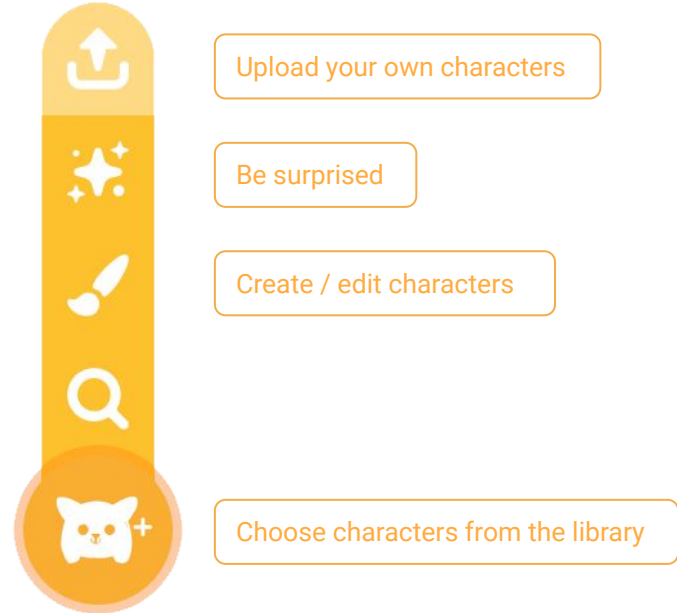
Characters include programming blocks, costumes and sounds.



Characters

The characters can be quickly added, edited and deleted.

Take a look at the different options.



Characters

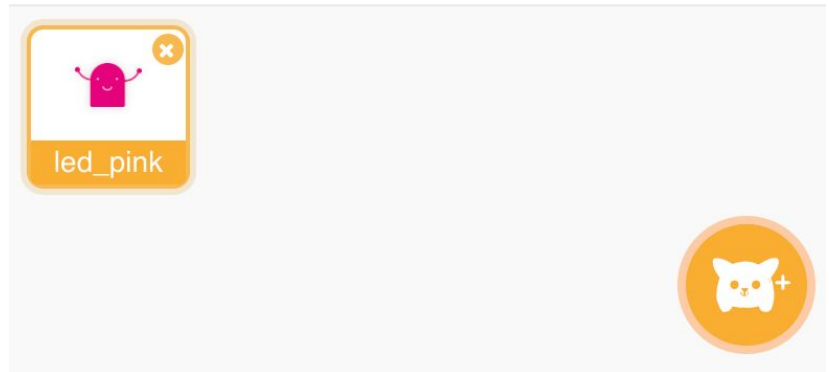
Your characters have the following properties that you can set and query.

- 1 Sprite (Name)
- 2 X-Position
- 3 Y-Position
- 4 Visibility (on/off)
- 5 Scaling in percent
- 6 Rotation



HINT! To keep track of your characters it is important to give them unique names.


Sprite 1 ↔ x 2 ↕ y 3
Show 4 Size 5 Direction 6



Delete characters

Delete a character from the stage.

To do this, click on the "X" of your Mind+ character and then confirm the deletion of this character.



Ok



Add your own characters


Now add the mini character.

- 1 Click on "Upload Sprite" in the Sprite
- 2 Now select "pink.png" from your computer

Now your character appears in the character library.



Upload Sprite





CALLIOPE

If you have any questions, please do not hesitate to contact us.

You can contact us at +49 (0)30 4849 2030

or by e-mail: info@calliope.cc

CALLIOPE.CC